

# Transmit the full power of SKF!

*SKF Xtra Power Belts are designed to deliver up to 40% more power than standard wrapped belts. By replacing your existing belts with SKF Xtra Power Belts, the service life of your application can potentially be increased by up to 40%.*

*In a nutshell: Increased service life = less downtime = less maintenance = less cost.*



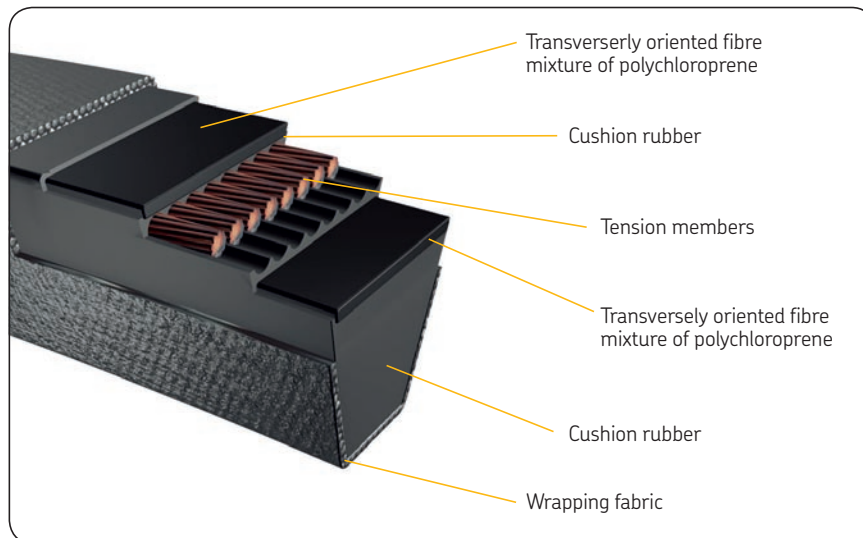
# SKF Xtra Power Belts: It's what's inside that really matters

At the first glance it might seem that SKF Xtra Power Belts are just ordinary belts but inside they exhibit extraordinary technology.

Tension members for the Xtra Power Belts are made of polyester to accommodate heavy tension loads with minimal elongation. A fibre filled compound above and below the tension members allows the belt to carry higher dynamic loads without compromising flexibility. The cover fabric provides excellent wear and abrasion resistance while providing excellent bending strength.

## Advantages

- Homogeneous, coordinated integration of the belt, flank and pulley groove
- Reduced pulley groove wear due to optimized cover fabric
- Up to 97% drive efficiency
- Oil and heat resistant, antistatic cover
- One-shot tensioning, no need to re-tension the belts after the initial run-in period
- Improved smooth running behaviour and low vibration levels
- Good resistance to shock loads



SKF Xtra Power Belts come in the following profiles:

### ISO standard wedge


- SPZ
- SPA
- SPB
- SPC

### RMA standard narrow wedge

- 3V
- 5V
- 8V

## Applications

SKF Xtra Power Belts are suitable for all kinds of industrial applications and some agricultural machines.



*SKF Xtra Power Belts used in fan applications*

# SKF Xtra Power Belts success story


The customer, Belgian zinc recycling company Rezinal, is one of the world's leading producers of secondary zinc. Rezinal was experiencing problems with the existing belt drives of its fans, which had to be changed every two to three months. After replacing the existing belt drives in the fan with SKF Xtra Power Belts, they have reaped significant benefits in the form of reduced unplanned downtime and savings in maintenance costs.



## The challenge

As a company that processes 50 000 tonnes of galvanized ash and 20 000 tonnes of zinc scrap each year, Rezinal has fans installed at its work site to extract zinc dust from the air and keep the air clean.

In 2008, the harsh factory environment finally took its toll on the fan belt drive operations. As a result, the existing belt drives had to be replaced every two to three months. This caused disruptions to the work processes and subsequently, prolonged downtime.



## The solution

To resolve Rezinal's fan belt drive problems, SKF recommended replacing the existing belts with high quality belts from the SKF Xtra Power Belts line. Test belts were then installed in Rezinal's fan belt drives.

## The result

After Rezinal's existing fan belts were replaced by SKF Xtra Power Belts, the lifespan of the belts experienced a significant increase of two years. This meant reduced downtime, which translated into increased infrastructure reliability and safety levels within the company, as well as being environmentally friendly.



### Everything you need to know about SKF Xtra Power Belts – in one catalogue

Learn more about the complete range of SKF Xtra Power Belts in the *SKF Xtra Power Belts catalogue* (Publication 10552). A soft copy may be downloaded from the SKF Power Transmission website ([www.skfptp.com](http://www.skfptp.com)).

# By developing the belt calculation app for iPhone/iPad, SKF Power Transmission has taken the extra step in supporting your business.

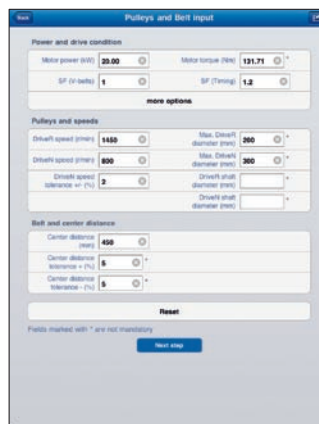
Here are some simple steps to using the SKF Power Transmission belt calculation app:

## Step 1 – Belt selection



Depending on your calculation preferences, select “Multiple solutions” or “Single solution”. As a general rule of thumb, a “single solution” calculation is used for checking existing belt drives. The “multiple solutions” option allows for manual selection of belts and provides recommendations on possible belt types.


## Step 2 – Pulleys and belt input



Enter basic application data under the respective sections, i.e.:

- Power and drive condition
- Pulleys and speeds
- Belt and centre distance

## Step 3 – Results



Based on the information entered in the previous two tabs, the app will generate a list of recommended solutions for your application. You may then proceed to make a selection.

## Step 4 – Reports



The belt drive calculation app will generate a full report based on your selection in Step 3. This report can be saved as a PDF and sent out as an email.

© iPhone and iPad are registered trademarks of Apple Inc., in the United States and/or other countries.

© SKF is a registered trademark of the SKF Group.

© SKF Group 2012

The contents of this publication are the copyright of the publisher and may not be reproduced (even extracts) unless prior written permission is granted. Every care has been taken to ensure the accuracy of the information contained in this publication but no liability can be accepted for any loss or damage whether direct, indirect or consequential arising out of the use of the information contained herein.

